

2019



ASBK.COM.AU f t i y

Round 5 : Winton Motor Raceway : September 6 - 8

HORSELL AUSTRALIAN SIDECAR CHAMPIONSHIP

Qualifying

 Date: 07/09/19
 Event: Q02
 Weather: Mostly sunny - Temp: 9.5C
 Track: Dry - Temp: 19.0C

 Started at: 09:28:59
 Laps: 20 Min
 Starters: 16
 Printed at: 11:02

PROVISIONAL CLASSIFICATION

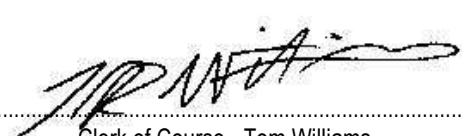
Pos	No	Name	Class	Machine	Fastest Lap	On Lap	Behind Leader	Behind Prev	Top Speed
1	1	Howard FORD / Lee MENZIES (NSW)	F1	Suzuki LCR 1000	1:33.129	10 of 11			202
2	52	Corey TURNER / Danyon TURNER (QLD) / Procycle Dyno / Springwood Suzuki / Rock Oil / Dynamite Moto / UD / Motoinno	F1	Suzuki JBR 1000	1:34.170	5 of 5	1.041	1.041	199
3	24	Jero JOYCE / Corey BLACKMAN (WA) / RHR / Chamberlain Auto Electrics / Chain Reaction M-c / GPR Truck Service	F1	Kawasaki RHR 1000	1:35.223	9 of 10	2.094	1.053	190
4	54	Mick ALTON / Chrissy CLANCY (NSW) / J&C Contracting	F2	Suzuki LCR 600	1:36.123	11 of 12	2.994	.900	180
5	26	Patrick CLANCY / Stephen BONNEY (VIC) / Pagid Brakes / Alton Racing / J & C Contracting / DeWith M-sports	F2	Honda Shelb. 600	1:36.537	12 of 12	3.408	.414	176
6	4	Bruce COLLINS / Peter DEANGELIS (VIC) / Breeze Logistics / Bruce Collins Enterprises	F2	Honda LCR 600	1:37.989	10 of 11	4.860	1.452	174
7	114	Matthew MCKINNON / Tracey BRYAN (NSW) / Bruce Collins Enterprises	F2	Honda CES 600	1:38.122	4 of 4	4.993	.133	174
8	17	Phil UNDERWOOD / Stephen FORD (QLD) / Firefox Training	F1	LCR F1 1000	1:38.764	7 of 9	5.635	.642	189
9	30	Steven BAYLISS / Aaron WILSON (NSW) / PUMA RVs / IPone	F1	Suzuki LCR 1000	1:39.074	2 of 3	5.945	.310	181
10	15	Jeff BROWN / Darren SHELDRICK (NSW) / APW M-cycles / Matty's Spoke Wheels / Motul Oils / RK Chains / DJS Tree Serv.	F1	Suzuki JBR 998	1:39.864	3 of 7	6.735	.790	185
11	38	John CLANCY / Warren GRUBB (VIC) / Pagid Brakes / J & C Contracting / DeWith M-sports	F2	Suzuki LCR 600	1:39.915	8 of 8	6.786	.051	
12	18	Simon REYNOLDS / Kathryn WARNE (NSW) / Darley Aluminium / Chromoluxe	F2	Suzuki MRE 600	1:42.447	7 of 8	9.318	2.532	168
13	14	Declan BEARE / Noel BEARE (VIC) / Beare Boys Racing	F1	Suzuki Alvin 1000	1:43.889	5 of 8	10.760	1.442	173
14	80	Damien EDIS / Melanie SCHLUTER (VIC) / All Round Speed Works / Mike Hone M-cycles	F2	Suzuki 600	1:45.704	3 of 4	12.575	1.815	162
15	300	Matthew BROWN / Nathan ASTILL (NSW) / Brown Dog Racing	F2	Honda Shellb. 600	1:47.279	6 of 6	14.150	1.575	154
16	118	Roy WILLIAMS / Amanda WILLIAMS (VIC) / Roys Concrete Pumping	F2	Yamaha 600	1:51.169	5 of 6	18.040	3.890	162

Current best lap for SCR class - 1:30.686 by SOUTAR / ROWE on a Suzuki LCR set on 21/10/06

*** ALL RIDERS QUALIFY (under supplementary regulations clause 16.2) ***

The results are provisional until the end of the time limit for protests and appeals.


 Chief Timekeeper - Scott Laing


 Clerk of Course - Tom Williams


www.computime.com.au
 COMPUTIME RACE TIMING SYSTEMS PTY LTD



2019



ASBK.COM.AU f t i y

Round 5 : Winton Motor Raceway : September 6 - 8

HORSELL AUSTRALIAN SIDECAR CHAMPIONSHIP

Qualifying

Date: 07/09/19
 Event: Q02
 Weather: Mostly sunny - Temp: 9.5C
 Track: Dry - Temp: 19.0C

Started at: 09:28:59
 Laps: 20 Min
 Starters: 16
 Printed at: 11:02

PROVISIONAL LAP TIMES

No	Name	Lap 1	Lap 2	Lap 3	Lap 4	Lap 5	Lap 6	Lap 7	Lap 8	Lap 9	Lap 10
1	Howard FORD / Lee MENZIES (NSW)	2:02.192	1:46.687	1:40.987	1:36.599	1:37.781	1:36.152	1:35.263	3:06.241	1:44.532	1:33.129
10		1:34.469									
4	Bruce COLLINS / Peter DEANGELIS (VIC)	1:52.054	1:41.537	1:39.622	1:39.369	1:38.088	1:39.458	1:39.207	1:38.938	1:39.380	1:37.989
10		1:38.318									
14	Declan BEARE / Noel BEARE (VIC)	2:03.073	1:49.203	1:53.246	1:44.481	1:43.889	4:05.982	1:57.175	1:46.913		
15	Jeff BROWN / Darren SHELDRIK (NSW)	1:54.190	1:40.152	1:39.864	1:40.354	6:48.062	1:49.445	1:46.446			
10											
17	Phil UNDERWOOD / Stephen FORD (QLD)	2:00.625	1:45.687	3:08.389	1:48.990	1:41.117	1:39.096	1:38.764	1:40.056	1:39.128	
10											
18	Simon REYNOLDS / Kathryn WARNE (NSW)	2:01.216	1:47.497	1:44.707	1:44.357	5:51.955	1:50.965	1:42.447	2:24.527		
10											
24	Jero JOYCE / Corey BLACKMAN (WA)	1:46.947	1:37.963	1:37.170	1:35.901	1:36.540	1:35.770	5:11.315	1:54.446	1:35.223	1:35.733
26	Patrick CLANCY / Stephen BONNEY (VIC)	1:59.971	1:44.853	1:40.206	1:38.408	1:38.708	1:39.112	1:39.465	1:43.144	1:42.551	1:41.339
10		1:37.272	1:36.537								
30	Steven BAYLISS / Aaron WILSON (NSW)	1:56.742	1:39.074	1:39.895							
10											
38	John CLANCY / Warren GRUBB (VIC)	3:43.232	1:42.449	1:41.720	1:40.667	1:42.334	1:41.569	1:41.573	1:39.915		
52	Corey TURNER / Danyon TURNER (QLD)	1:51.220	1:36.693	1:35.253	1:36.976	1:34.170					
10											
54	Mick ALTON / Chrissy CLANCY (NSW)	1:54.079	1:41.678	1:38.823	1:38.560	1:37.263	1:37.884	1:37.868	3:09.189	1:45.033	1:36.357
10		1:36.123	1:36.838								
80	Damien EDIS / Melanie SCHLUTER (VIC)	2:00.240	6:06.830	1:45.704	3:08.014						
10											
114	Matthew MCKINNON / Tracey BRYAN (NSW)	1:54.139	1:42.663	1:39.468	1:38.122						
10											
118	Roy WILLIAMS / Amanda WILLIAMS (VIC)	2:15.520	1:54.753	1:52.569	1:52.570	1:51.169	1:55.603				
10											
300	Matthew BROWN / Nathan ASTILL (NSW)	2:05.291	1:49.183	1:48.140	1:48.726	1:47.378	1:47.279				
10											

*** ALL RIDERS QUALIFY (under supplementary regulations clause 16.2) ***

The results are provisional until the end of the time limit for protests and appeals.

Chief Timekeeper - Scott Laing

Clerk of Course - Tom Williams



www.computime.com.au
 COMPUTIME RACE TIMING SYSTEMS PTY LTD



2019



ASBK.COM.AU f t i y

Round 5 : Winton Motor Raceway : September 6 - 8

HORSELL AUSTRALIAN SIDECAR CHAMPIONSHIP

Qualifying

Date: 07/09/19
 Event: Q02
 Weather: Mostly sunny - Temp: 9.5C
 Track: Dry - Temp: 19.0C

Started at: 09:28:59
 Laps: 20 Min
 Starters: 16
 Printed at: 11:02

PROVISIONAL SPLIT TIMES

Lap	Split 1	Split 2	Split 3	Split 4	Lap Time	Spd	Lap	Split 1	Split 2	Split 3	Split 4	Lap Time	Spd
1 Howard FORD / Lee MENZIES (NSW) (1st)							4	14.523	17.118	36.661	32.052	1:40.354	183
1	26.705	18.742	40.564	36.181	2:02.192 P		5	14.034	17.231	37.724	5:39.073	6:48.062	185
2	14.560	19.692	39.551	32.884	1:46.687	186	6	20.657	18.662	36.826	33.300	1:49.445 P	
3	13.398	16.036	39.064	32.489	1:40.987	199	7	14.240	17.208	36.849	38.149	1:46.446	183
4	13.459	15.614	34.651	32.875	1:36.599	197	17 Phil UNDERWOOD / Stephen FORD (QLD) (8th)						
5	14.843	16.475	34.744	31.719	1:37.781	194	1	21.727	20.780	42.552	35.566	2:00.625 P	
6	13.258	16.079	34.853	31.962	1:36.152	198	2	15.281	17.901	39.319	33.186	1:45.687	168
7	13.388	16.380	34.528	30.967	1:35.263	201	3	15.525	19.345	40.937	1:52.582	3:08.389	173
8	17.642	22.023	40.989	1:45.587	3:06.241	195	4	19.427	18.568	38.206	32.789	1:48.990 P	
9	18.360	18.234	36.319	31.619	1:44.532 P		5	14.211	17.271	37.346	32.289	1:41.117	184
10	12.997	15.711	33.846	30.575	1:33.129	202	6	14.249	17.238	36.180	31.429	1:39.096	179
11	13.319	15.918	34.058	31.174	1:34.469	201	7	13.855	17.244	36.177	31.488	1:38.764	189
4 Bruce COLLINS / Peter DEANGELIS (VIC) (6th)							8	14.079	17.193	36.696	32.088	1:40.056	187
1	20.580	18.692	38.049	34.733	1:52.054 P		9	14.167	17.309	36.346	31.306	1:39.128	188
2	15.124	17.248	35.692	33.473	1:41.537	174	18 Simon REYNOLDS / Kathryn WARNE (NSW) (12th)						
3	14.542	16.743	35.084	33.253	1:39.622	173	1	23.972	19.997	40.810	36.437	2:01.216 P	
4	14.069	16.690	35.388	33.222	1:39.369	173	2	15.111	17.671	39.611	35.104	1:47.497	166
5	13.809	16.584	35.219	32.476	1:38.088	173	3	15.225	16.731	37.570	35.181	1:44.707	164
6	13.744	16.984	35.903	32.827	1:39.458	174	4	14.745	16.839	36.928	35.845	1:44.357	163
7	13.595	16.725	36.044	32.843	1:39.207	173	5	16.909	22.639	42.370	4:30.037	5:51.955	147
8	13.684	16.737	35.944	32.573	1:38.938	170	6	21.391	17.506	37.515	34.553	1:50.965 P	
9	13.889	16.871	35.993	32.627	1:39.380	171	7	14.552	16.839	36.478	34.578	1:42.447	165
10	13.526	16.696	35.483	32.284	1:37.989	172	8	15.108	17.394	37.404	1:14.621	2:24.527	168
11	13.421	16.916	35.442	32.539	1:38.318	173	24 Jero JOYCE / Corey BLACKMAN (WA) (3rd)						
14 Declan BEARE / Noel BEARE (VIC) (13th)							1	20.432	17.914	35.741	32.860	1:46.947 P	
1	24.048	19.966	41.858	37.201	2:03.073 P		2	13.665	16.287	35.632	32.379	1:37.963	182
2	16.220	17.707	39.240	36.036	1:49.203	166	3	13.491	16.858	35.010	31.811	1:37.170	190
3	16.298	19.566	41.305	36.077	1:53.246	165	4	13.574	16.201	34.358	31.768	1:35.901	187
4	14.932	17.393	38.016	34.140	1:44.481	173	5	13.593	16.045	35.020	31.882	1:36.540	182
5	14.868	17.489	37.054	34.478	1:43.889	173	6	13.713	16.103	34.305	31.649	1:35.770	178
6	15.008	17.681	39.007	2:54.286	4:05.982	171	7	13.502	16.099	34.386	4:07.328	5:11.315	185
7	25.594	18.407	37.841	35.333	1:57.175 P		8	22.691	17.209	40.206	34.340	1:54.446 P	
8	15.735	18.263	37.080	35.835	1:46.913	165	9	13.703	15.551	34.339	31.630	1:35.223	172
15 Jeff BROWN / Darren SHELDRICK (NSW) (10th)							10	12.809	16.111	35.771	31.042	1:35.733	190
1	21.789	19.373	39.224	33.804	1:54.190 P		26 Patrick CLANCY / Stephen BONNEY (VIC) (5th)						
2	14.404	17.428	36.280	32.040	1:40.152	179	1	22.298	20.474	40.896	36.303	1:59.971 P	
3	14.407	16.973	36.548	31.936	1:39.864	182							

Scott Laing
 Chief Timekeeper - Scott Laing

Tom Williams
 Clerk of Course - Tom Williams



2019



ASBK.COM.AU f t i y

Round 5 : Winton Motor Raceway : September 6 - 8

HORSELL AUSTRALIAN SIDECAR CHAMPIONSHIP

Qualifying

Date: 07/09/19
 Event: Q02
 Weather: Mostly sunny - Temp: 9.5C
 Track: Dry - Temp: 19.0C

Started at: 09:28:59
 Laps: 20 Min
 Starters: 16
 Printed at: 11:02

PROVISIONAL SPLIT TIMES

Lap	Split 1	Split 2	Split 3	Split 4	Lap Time	Spd	Lap	Split 1	Split 2	Split 3	Split 4	Lap Time	Spd
2	15.907	17.302	37.168	34.476	1:44.853	168	5	13.431	16.295	35.487	32.050	1:37.263	178
3	14.281	16.901	35.802	33.222	1:40.206	173	6	13.382	16.387	35.525	32.590	1:37.884	177
4	13.867	16.312	35.278	32.951	1:38.408	174	7	13.542	16.458	35.140	32.728	1:37.868	176
5	13.903	16.454	35.591	32.760	1:38.708	176	8	13.518	16.344	35.868	2:03.459	3:09.189	175
6	13.813	16.420	35.990	32.889	1:39.112	175	9	18.686	16.981	36.318	33.048	1:45.033 P	
7	13.767	16.198	36.188	33.312	1:39.465	175	10	13.447	16.155	34.615	32.140	1:36.357	175
8	15.030	18.050	37.018	33.046	1:43.144	152	11	13.392	15.997	34.644	32.090	1:36.123	176
9	14.063	17.765	37.535	33.188	1:42.551	173	12	13.520	16.333	34.838	32.147	1:36.838	174
10	15.141	16.761	36.609	32.828	1:41.339	176	80 Damien EDIS / Melanie SCHLUTER (VIC) (14th)						
11	13.559	16.042	35.272	32.399	1:37.272	176	1	21.909	19.532	41.674	37.125	2:00.240 P	
12	13.640	15.979	34.752	32.166	1:36.537	175	2	15.845	17.618	38.382	4:54.985	6:06.830	162
30 Steven BAYLISS / Aaron WILSON (NSW) (9th)							3	18.478	17.122	36.176	33.928	1:45.704 P	
1	25.223	18.730	39.826	32.963	1:56.742 P		4	14.816	16.672	36.296	2:00.230	3:08.014	159
2	14.608	16.981	35.625	31.860	1:39.074	176	114 Matthew McKINNON / Tracey BRYAN (NSW) (7th)						
3	13.942	16.526	35.930	33.497	1:39.895	181	1	21.468	19.275	39.059	34.337	1:54.139 P	
38 John CLANCY / Warren GRUBB (VIC) (11th)							2	14.817	16.722	37.622	33.502	1:42.663	168
1					3:43.232 P		3	14.448	16.332	36.183	32.505	1:39.468	171
2					1:42.449		4	13.995	15.878	35.850	32.399	1:38.122	174
3					1:41.720		118 Roy WILLIAMS / Amanda WILLIAMS (VIC) (16th)						
4					1:40.667		1	33.930	20.213	42.159	39.218	2:15.520 P	
5					1:42.334		2	16.990	19.236	41.106	37.421	1:54.753	152
6					1:41.569		3	16.045	18.679	40.949	36.896	1:52.569	158
7					1:41.573		4	16.060	18.333	40.694	37.483	1:52.570	159
8					1:39.915		5	16.043	18.175	40.307	36.644	1:51.169	162
52 Corey TURNER / Danyon TURNER (QLD) (2nd)							6	16.335	18.455	41.725	39.088	1:55.603	157
1	24.562	18.025	36.539	32.094	1:51.220 P		300 Matthew BROWN / Nathan ASTILL (NSW) (15th)						
2	13.483	15.900	35.504	31.806	1:36.693	199	1	23.607	20.534	40.955	40.195	2:05.291 P	
3	13.511	16.100	34.479	31.163	1:35.253	195	2	16.021	18.351	39.540	35.271	1:49.183	152
4	13.957	15.994	35.672	31.353	1:36.976	198	3	15.287	17.623	39.206	36.024	1:48.140	151
5	13.571	15.825	33.976	30.798	1:34.170	198	4	15.108	17.919	38.767	36.932	1:48.726	154
54 Mick ALTON / Chrissy CLANCY (NSW) (4th)							5	15.167	18.147	39.114	34.950	1:47.378	151
1	20.886	19.237	39.420	34.536	1:54.079 P		6	15.058	17.657	39.058	35.506	1:47.279	152
2	13.987	16.981	37.847	32.863	1:41.678	179							
3	13.795	16.422	36.078	32.528	1:38.823	180							
4	13.553	16.764	35.909	32.334	1:38.560	179							

*** ALL RIDERS QUALIFY (under supplementary regulations clause 16.2) ***

The results are provisional until the end of the time limit for protests and appeals.

Scott Laing
 Chief Timekeeper - Scott Laing

Tom Williams
 Clerk of Course - Tom Williams



2019



ASBK.COM.AU f t i y

Round 5 : Winton Motor Raceway : September 6 - 8

HORSELL AUSTRALIAN SIDECAR CHAMPIONSHIP

Qualifying

Date: 07/09/19
Event: Q02
Weather: Mostly sunny - Temp: 9.5C
Track: Dry - Temp: 19.0C

Started at: 09:28:59
Laps: 20 Min
Starters: 16
Printed at: 11:02

PROVISIONAL FASTEST LAPS SEQUENCE

Race Time	No	Name	Machine	Fastest Lap	On Lap
1:57.217	15	Jeff BROWN / Darren SHELDRIK (NSW)	Suzuki JBR 998	1:54.190	1
1:58.404	54	Mick ALTON / Chrissy CLANCY (NSW)	Suzuki LCR 600	1:54.079	1
2:00.935	24	Jero JOYCE / Corey BLACKMAN (WA)	Kawasaki RHR 1000	1:46.947	1
3:37.369	15	Jeff BROWN / Darren SHELDRIK (NSW)	Suzuki JBR 998	1:40.152	2
3:38.898	24	Jero JOYCE / Corey BLACKMAN (WA)	Kawasaki RHR 1000	1:37.963	2
4:16.283	52	Corey TURNER / Danyon TURNER (QLD)	Suzuki JBR 1000	1:36.693	2
5:51.536	52	Corey TURNER / Danyon TURNER (QLD)	Suzuki JBR 1000	1:35.253	3
9:02.682	52	Corey TURNER / Danyon TURNER (QLD)	Suzuki JBR 1000	1:34.170	5
18:48.584	1	Howard FORD / Lee MENZIES (NSW)	Suzuki LCR 1000	1:33.129	10

*** ALL RIDERS QUALIFY (under supplementary regulations clause 16.2) ***

The results are provisional until the end of the time limit for protests and appeals.

Chief Timekeeper - Scott Laing

Clerk of Course - Tom Williams



www.computime.com.au
COMPUTIME RACE TIMING SYSTEMS PTY LTD



2019



ASBK.COM.AU f t i y

Round 5 : Winton Motor Raceway : September 6 - 8

HORSELL AUSTRALIAN SIDECAR CHAMPIONSHIP

Qualifying

Date: 07/09/19
 Event: Q02
 Weather: Mostly sunny - Temp: 9.5C
 Track: Dry - Temp: 19.0C

Started at: 09:28:59
 Laps: 20 Min
 Starters: 16
 Printed at: 11:02


PROVISIONAL BEST PARTIAL TIMES

Pos	Split 1		Split 2		Split 3		Split 4		LAP		Ideal	Fastest
	Name	Time	Name	Time	Name	Time	Name	Time	Name			
1	JOYCE / BLAC	12.809	JOYCE / BLAC	15.551	FORD / MENZI	33.846	FORD / MENZI	30.575	FORD / MENZI	1:33.032	1:33.129	
2	FORD / MENZI	12.997	FORD / MENZI	15.614	TURNER / TU	33.976	TURNER / TU	30.798	JOYCE / BLA	1:33.707	1:35.223	
3	ALTON / CLAN	13.382	TURNER / TU	15.825	JOYCE / BLAC	34.305	JOYCE / BLAC	31.042	TURNER / TU	1:34.082	1:34.170	
4	COLLINS / DE	13.421	McKINNON / B	15.878	ALTON / CLAN	34.615	UNDERWOOD	31.306	ALTON / CLA	1:36.044	1:36.123	
5	TURNER / TU	13.483	CLANCY / BO	15.979	CLANCY / BO	34.752	BAYLISS / WIL	31.860	CLANCY / BO	1:36.456	1:36.537	
6	CLANCY / BO	13.559	ALTON / CLAN	15.997	COLLINS / DE	35.084	BROWN / SHE	31.936	COLLINS / DE	1:37.259	1:37.989	
7	UNDERWOOD	13.855	COLLINS / DE	16.470	BAYLISS / WIL	35.625	ALTON / CLAN	32.050	BAYLISS / WI	1:37.953	1:39.074	
8	BAYLISS / WIL	13.942	BAYLISS / WIL	16.526	McKINNON / B	35.850	CLANCY / BO	32.166	McKINNON / B	1:38.122	1:38.122	
9	McKINNON / B	13.995	EDIS / SCHLU	16.672	EDIS / SCHLU	36.176	COLLINS / DE	32.284	UNDERWOOD	1:38.531	1:38.764	
10	BROWN / SHE	14.034	REYNOLDS /	16.731	UNDERWOOD	36.177	McKINNON / B	32.399	BROWN / SHE	1:39.223	1:39.864	
11	REYNOLDS /	14.552	BROWN / SHE	16.973	BROWN / SHE	36.280	EDIS / SCHLU	33.928	EDIS / SCHLU	1:41.592	1:45.704	
12	EDIS / SCHLU	14.816	UNDERWOOD	17.193	REYNOLDS /	36.478	BEARE / BEA	34.140	REYNOLDS /	1:42.314	1:42.447	
13	BEARE / BEA	14.868	BEARE / BEA	17.393	BEARE / BEA	37.054	REYNOLDS /	34.553	BEARE / BEA	1:43.455	1:43.889	
14	BROWN / ASTI	15.058	BROWN / ASTI	17.623	BROWN / ASTI	38.767	BROWN / ASTI	34.950	BROWN / AST	1:46.398	1:47.279	
15	WILLIAMS / WI	16.043	WILLIAMS / WI	18.175	WILLIAMS / WI	40.307	WILLIAMS / WI	36.644	WILLIAMS / W	1:51.169	1:51.169	
16									CLANCY / GR		1:39.915	

*** ALL RIDERS QUALIFY (under supplementary regulations clause 16.2) ***

The results are provisional until the end of the time limit for protests and appeals.


 Chief Timekeeper - Scott Laing


 Clerk of Course - Tom Williams



www.computime.com.au
 COMPUTIME RACE TIMING SYSTEMS PTY LTD



2019



ASBK.COM.AU f t i y

Round 5 : Winton Motor Raceway : September 6 - 8

HORSELL AUSTRALIAN SIDECAR CHAMPIONSHIP

EVENTS 1, 4 & 11

Date: 07/09/19
Event: Q02
Weather: Mostly sunny - Temp: 9.5C
Track: Dry - Temp: 19.0C

Started at: 09:28:59
Laps: 20 Min
Starters: 16
Printed at: 11:02

PROVISIONAL GRID SHEET



	2 52 TURNER / TURN 1:34.170	1 1 FORD / MENZIES 1:33.129	1
4 54 ALTON / CLANC 1:36.123		3 24 JOYCE / BLACK 1:35.223	2
	6 4 COLLINS / DEANG 1:37.989	5 26 CLANCY / BONN 1:36.537	3
8 17 UNDERWOOD / 1:38.764		7 114 McKINNON / B 1:38.122	4
	10 15 BROWN / SHELD 1:39.864	9 30 BAYLISS / WILS 1:39.074	5
12 18 REYNOLDS / WA 1:42.447		11 38 CLANCY / GRUB 1:39.915	6
	14 80 EDIS / SCHLUTE 1:45.704	13 14 BEARE / BEARE 1:43.889	7
16 118 WILLIAMS / WI 1:51.169		15 300 BROWN / ASTI 1:47.279	8

Chief Timekeeper - Scott Laing

Clerk of Course - Tom Williams



www.computime.com.au
COMPUTIME RACE TIMING SYSTEMS PTY LTD



2019



ASBK.COM.AU f t i y

Round 5 : Winton Motor Raceway : September 6 - 8

HORSELL AUSTRALIAN SIDECAR CHAMPIONSHIP

Qualifying

Date: 07/09/19
Event: Q02
Weather: Mostly sunny - Temp: 9.5C
Track: Dry - Temp: 19.0C

Started at: 09:28:59
Laps: 20 Min
Starters: 16
Printed at: 11:02


PROVISIONAL RACE INFORMATION

Time	Description
09:28:59	Event Start
09:35:21	Rider 38 (J. CLANCY / W. GRUBB) NO TRANSPONDER - TIMED MANUALLY
09:49:07	Rider 18 (S. REYNOLDS / K. WARNE) STOPPED - TURN 2
09:49:20	Chequered Flag
09:52:22	Event Finish

*** ALL RIDERS QUALIFY (under supplementary regulations clause 16.2) ***

The results are provisional until the end of the time limit for protests and appeals.


Chief Timekeeper - Scott Laing


Clerk of Course - Tom Williams



www.computime.com.au
COMPUTIME RACE TIMING SYSTEMS PTY LTD

